

Site Usage

343 Visits

48.10% Bounce Rate

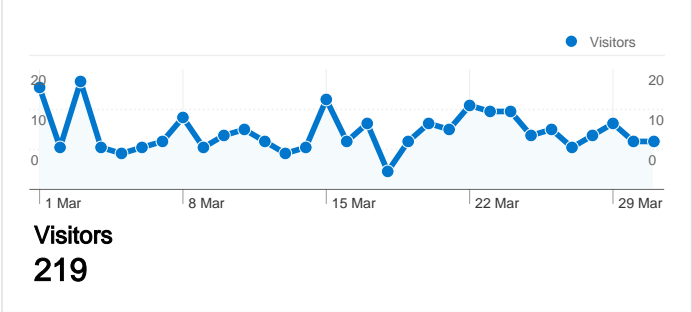
819 Page Views

00:01:53 Avg. Time on Site

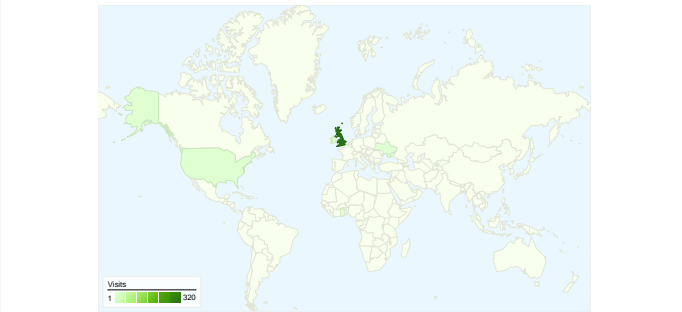
2.39 Pages/Visit

54.81% % New Visits

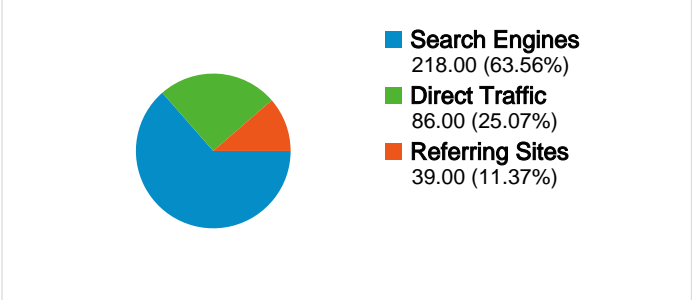
Visitors Overview



Map Overlay

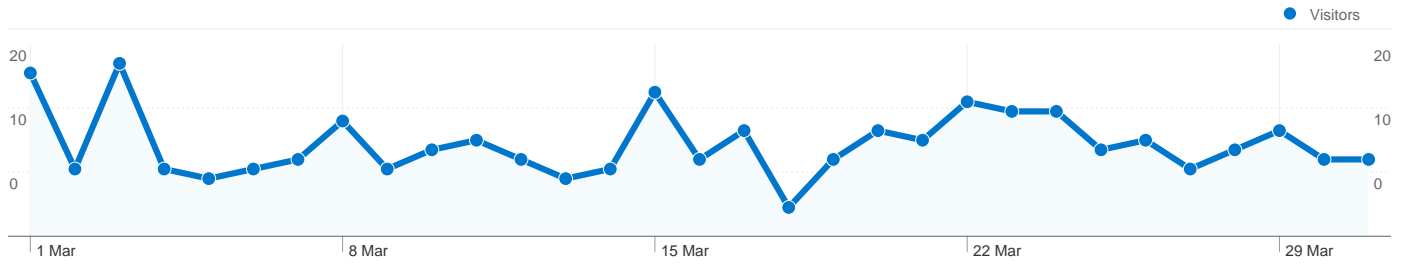


Traffic Sources Overview



Content Overview

Pages	Page Views	% Page Views
/index.html	198	24.18%
/calendar.html	113	13.80%
/	105	12.82%
/downloads.html	62	7.57%
/news.html	47	5.74%



219 people visited this site

343 Visits

219 Absolute Unique Visitors

819 Page Views

2.39 Average Page Views

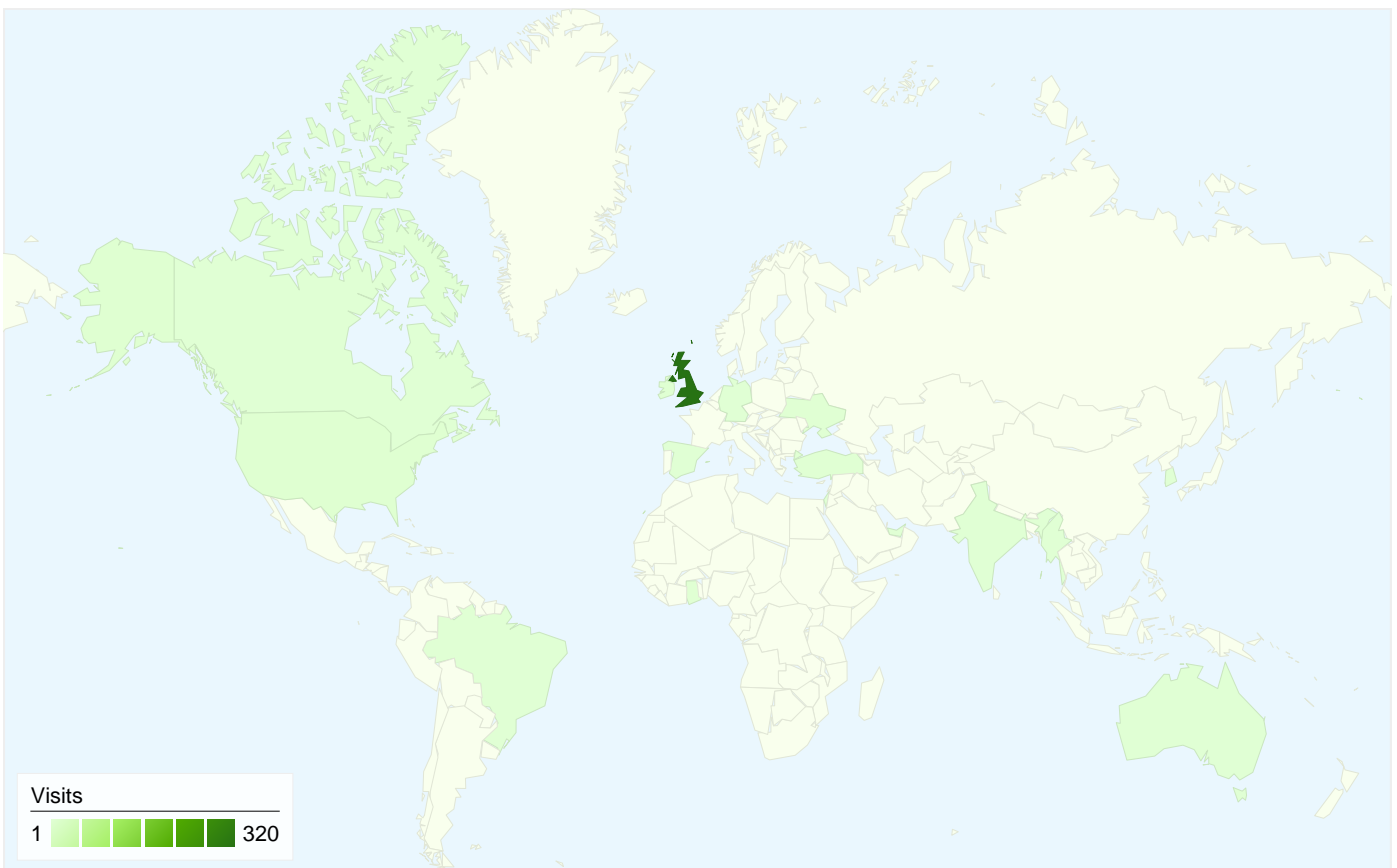
00:01:53 Time on Site

48.10% Bounce Rate

54.81% New Visits

Technical Profile

Browser	Visits	% visits	Connection Speed	Visits	% visits
Internet Explorer	247	72.01%	DSL	185	53.94%
Firefox	43	12.54%	Unknown	76	22.16%
Safari	29	8.45%	Cable	42	12.24%
Chrome	17	4.96%	T1	34	9.91%
Mozilla	3	0.87%	Dialup	5	1.46%

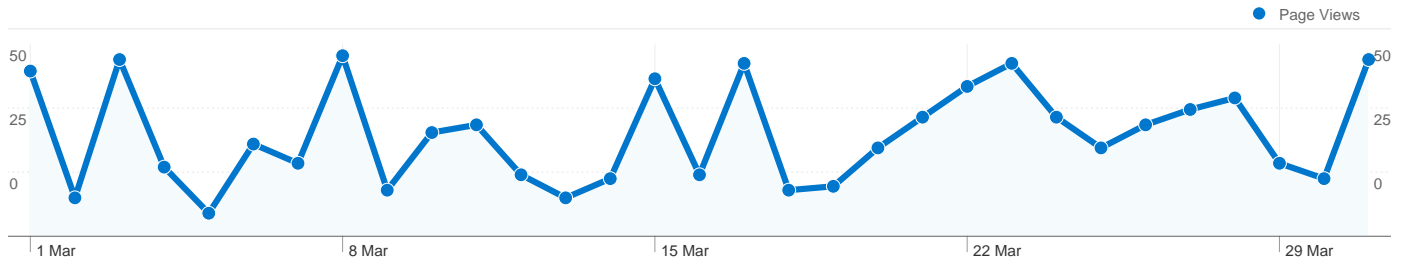


343 visits came from 16 countries/territories

Site Usage

Visits	Pages/Visit	Avg. Time on Site	% New Visits	Bounce Rate	
343 % of Site Total: 100.00%	2.39 Site Avg: 2.39 (0.00%)	00:01:53 Site Avg: 00:01:53 (0.00%)	54.81% Site Avg: 54.81% (0.00%)	48.10% Site Avg: 48.10% (0.00%)	
Country/Territory	Visits	Pages/Visit	Avg. Time on Site	% New Visits	Bounce Rate
United Kingdom	320	2.45	00:01:58	51.88%	46.25%
United States	4	1.25	00:00:03	100.00%	75.00%
Ireland	3	1.00	00:00:00	100.00%	100.00%
Ghana	2	3.00	00:06:50	100.00%	50.00%
Ukraine	2	1.50	00:00:11	50.00%	50.00%
Turkey	2	1.00	00:00:00	100.00%	100.00%
Israel	1	1.00	00:00:00	100.00%	100.00%
Myanmar [Burma]	1	3.00	00:04:14	100.00%	0.00%
Canada	1	1.00	00:00:00	100.00%	100.00%
South Korea	1	1.00	00:00:00	100.00%	100.00%

1 - 10 of 16



Pages on this site were viewed a total of 819 times

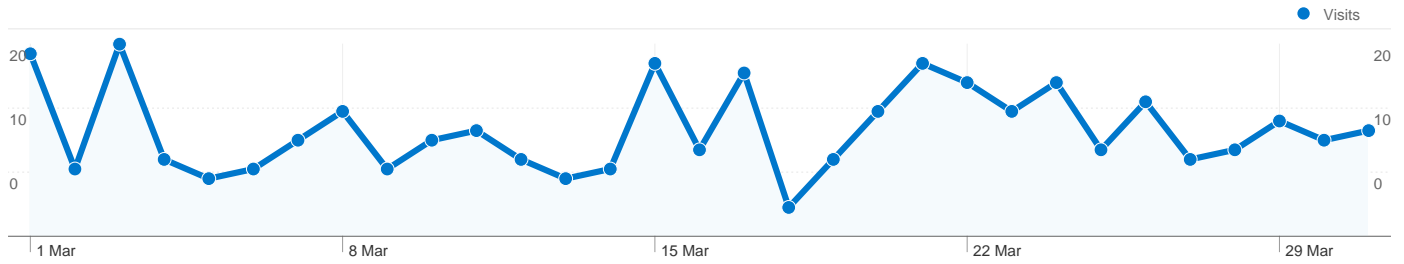
819 Page Views

641 Unique Views

48.10% Bounce Rate

Top Content

Pages	Page Views	% Page Views
/index.html	198	24.18%
/calendar.html	113	13.80%
/	105	12.82%
/downloads.html	62	7.57%
/news.html	47	5.74%

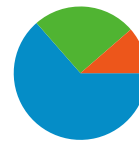


All traffic sources sent a total of 343 visits

25.07% Direct Traffic

11.37% Referring Sites

63.56% Search Engines



- Search Engines
218.00 (63.56%)
- Direct Traffic
86.00 (25.07%)
- Referring Sites
39.00 (11.37%)

Top Traffic Sources

Sources	Visits	% visits	Keywords	Visits	% visits
google (organic)	204	59.48%	2308	27	12.39%
(direct) ((none))	86	25.07%	2308 squadron	25	11.47%
weebly.com (referral)	11	3.21%	atc 2308	12	5.50%
search.bt.com (referral)	10	2.92%	cwmbran air cadets	8	3.67%
bing (organic)	4	1.17%	2308atc	4	1.83%