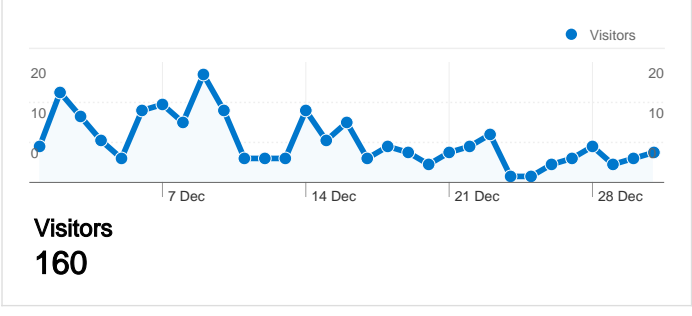


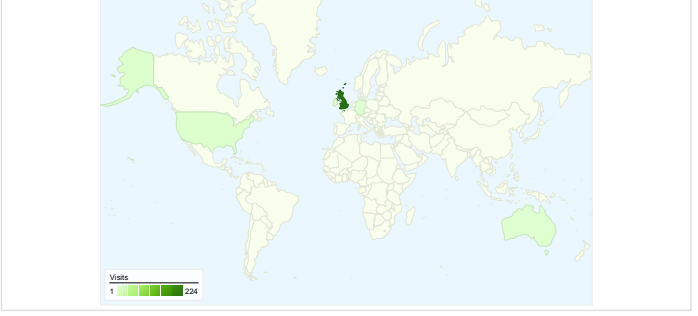
## Site Usage

- 242 Visits**
- 35.54% Bounce Rate**
- 682 Page Views**
- 00:02:11 Avg. Time on Site**
- 2.82 Pages/Visit**
- 54.96% % New Visits**

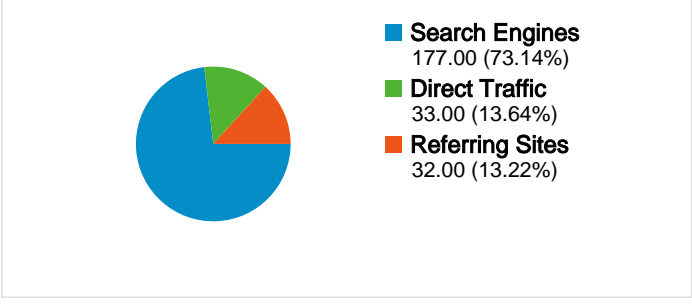
## Visitors Overview



## Map Overlay world

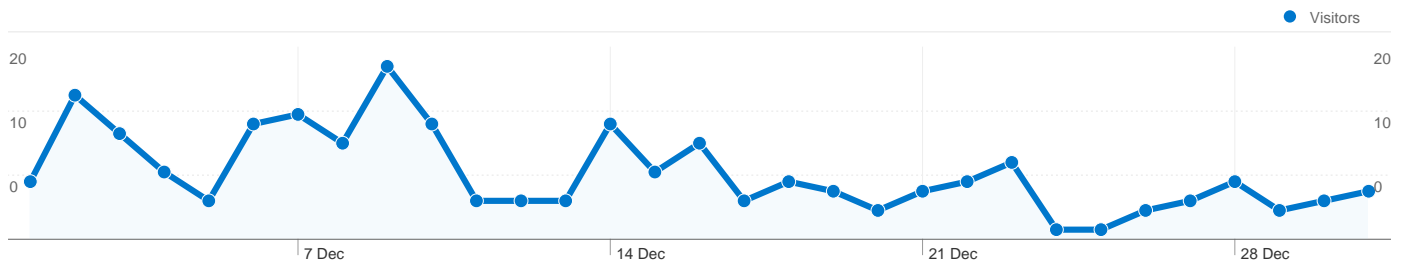


## Traffic Sources Overview



## Content Overview

Pages	Page Views	% Page Views
/index.html	242	35.48%
/calendar.html	92	13.49%
/gallery.html	61	8.94%
/downloads.html	48	7.04%
/news.html	41	6.01%



## 160 people visited this site

**242** Visits

**160** Absolute Unique Visitors

**682** Page Views

**2.82** Average Page Views

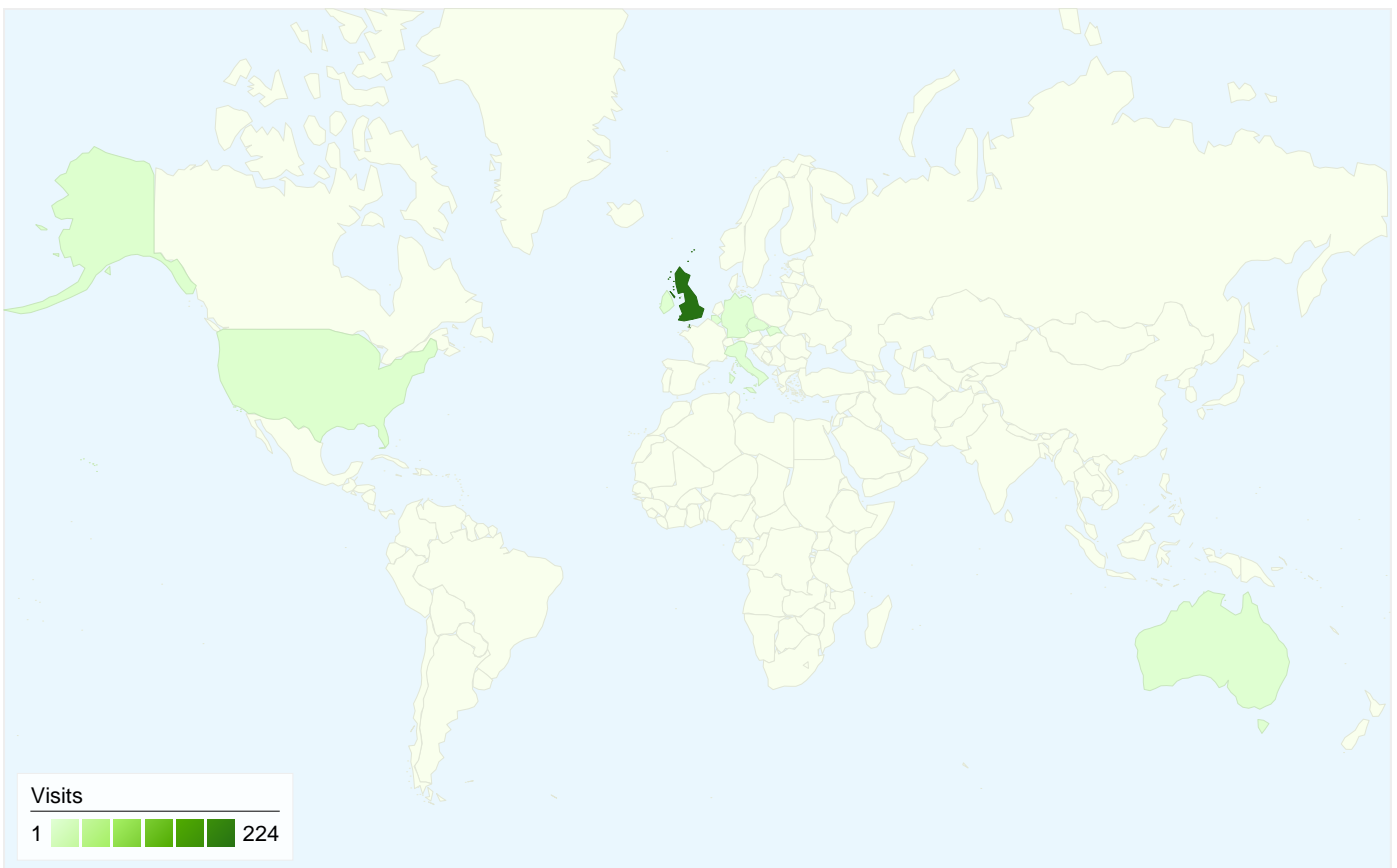
**00:02:11** Time on Site

**35.54%** Bounce Rate

**54.96%** New Visits

## Technical Profile

Browser	Visits	% visits	Connection Speed	Visits	% visits
Internet Explorer	178	73.55%	DSL	104	42.98%
Firefox	35	14.46%	Unknown	47	19.42%
Chrome	17	7.02%	Cable	42	17.36%
Safari	8	3.31%	T1	29	11.98%
Mozilla	2	0.83%	Dialup	18	7.44%

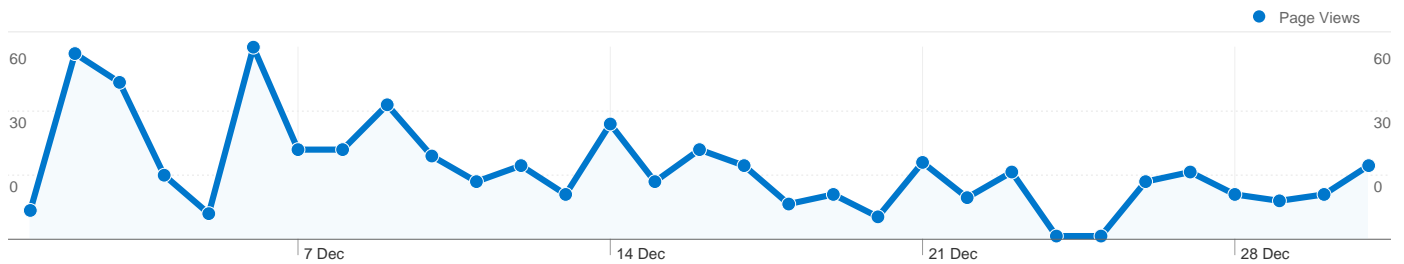


## 242 visits came from 10 countries/territories

### Site Usage

Visits	Pages/Visit	Avg. Time on Site	% New Visits	Bounce Rate	
<b>242</b> % of Site Total: 100.00%	<b>2.82</b> Site Avg: 2.82 (0.00%)	<b>00:02:11</b> Site Avg: 00:02:11 (0.00%)	<b>54.96%</b> Site Avg: 54.96% (0.00%)	<b>35.54%</b> Site Avg: 35.54% (0.00%)	
Country/Territory	Visits	Pages/Visit	Avg. Time on Site	% New Visits	Bounce Rate
United Kingdom	<b>224</b>	2.95	00:02:17	51.34%	30.80%
United States	<b>5</b>	1.00	00:00:00	100.00%	100.00%
Australia	<b>3</b>	1.00	00:00:00	100.00%	100.00%
Ireland	<b>3</b>	2.00	00:05:49	100.00%	66.67%
Germany	<b>2</b>	1.00	00:00:00	100.00%	100.00%
Isle of Man	<b>1</b>	1.00	00:00:00	100.00%	100.00%
Italy	<b>1</b>	1.00	00:00:00	100.00%	100.00%
Belgium	<b>1</b>	1.00	00:00:00	100.00%	100.00%
Slovakia	<b>1</b>	1.00	00:00:00	100.00%	100.00%
Czech Republic	<b>1</b>	1.00	00:00:00	100.00%	100.00%

1 - 10 of 10



Pages on this site were viewed a total of 682 times

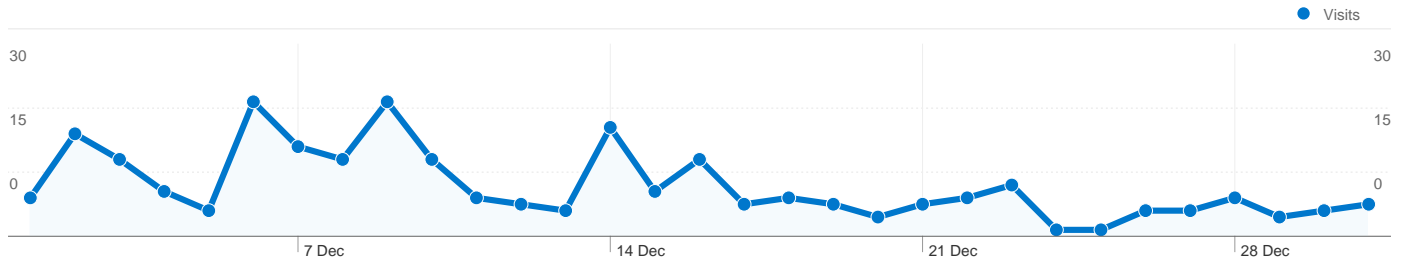
 682 Page Views

 513 Unique Views

 35.54% Bounce Rate

## Top Content

Pages	Page Views	% Page Views
/index.html	242	35.48%
/calendar.html	92	13.49%
/gallery.html	61	8.94%
/downloads.html	48	7.04%
/news.html	41	6.01%

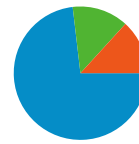


All traffic sources sent a total of 242 visits

13.64% Direct Traffic

13.22% Referring Sites

73.14% Search Engines



- Search Engines  
177.00 (73.14%)
- Direct Traffic  
33.00 (13.64%)
- Referring Sites  
32.00 (13.22%)

## Top Traffic Sources

Sources	Visits	% visits	Keywords	Visits	% visits
google (organic)	154	63.64%	2308	26	14.69%
(direct) ((none))	33	13.64%	2308atc	20	11.30%
bing (organic)	12	4.96%	ta centre cwmbbran	18	10.17%
weebly.com (referral)	10	4.13%	2308 squadron	12	6.78%
254sqn.org.uk (referral)	5	2.07%	2308 atc	4	2.26%