

Site Usage

417 Visits

36.21% Bounce Rate

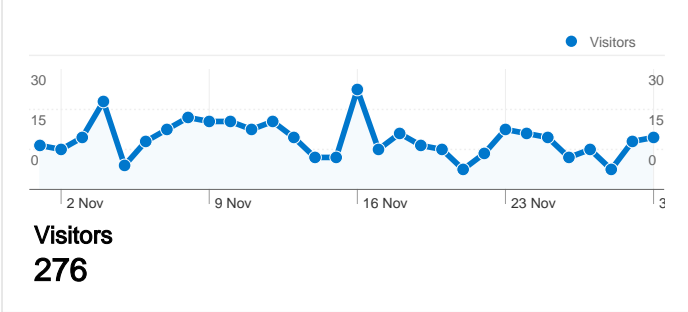
1,188 Page Views

00:02:09 Avg. Time on Site

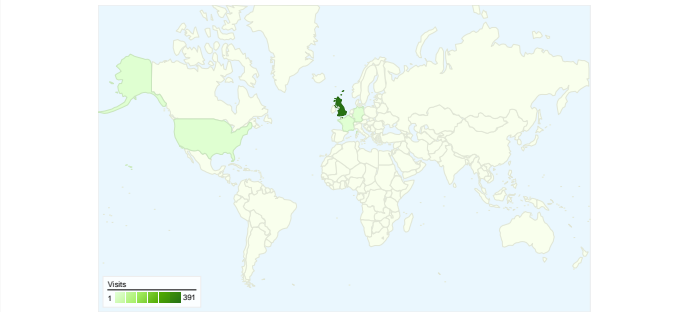
2.85 Pages/Visit

57.55% % New Visits

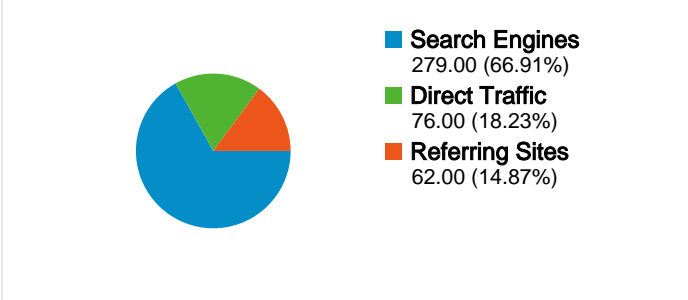
Visitors Overview



Map Overlay world

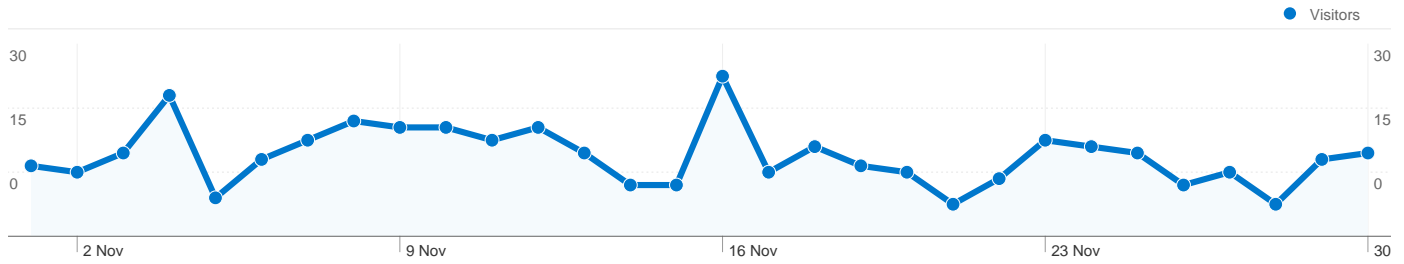


Traffic Sources Overview



Content Overview

Pages	Page Views	% Page Views
/index.html	379	31.90%
/calendar.html	167	14.06%
/gallery.html	124	10.44%
/downloads.html	101	8.50%
/news.html	92	7.74%



276 people visited this site

417 Visits

276 Absolute Unique Visitors

1,188 Page Views

2.85 Average Page Views

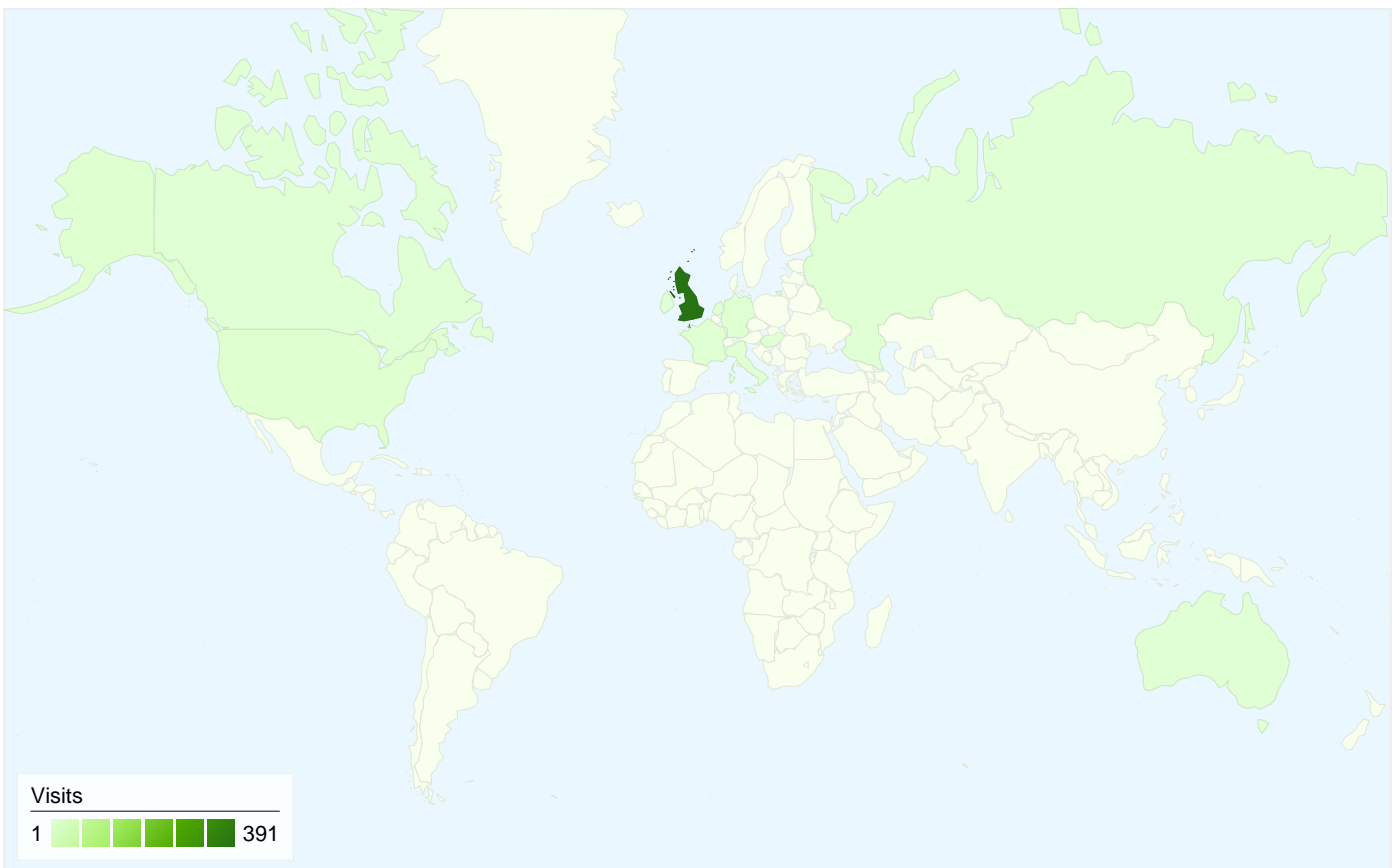
00:02:09 Time on Site

36.21% Bounce Rate

57.55% New Visits

Technical Profile

Browser	Visits	% visits	Connection Speed	Visits	% visits
Internet Explorer	340	81.53%	DSL	168	40.29%
Firefox	48	11.51%	Cable	86	20.62%
Chrome	12	2.88%	Unknown	78	18.71%
Safari	9	2.16%	T1	71	17.03%
Googlebot	2	0.48%	Dialup	10	2.40%

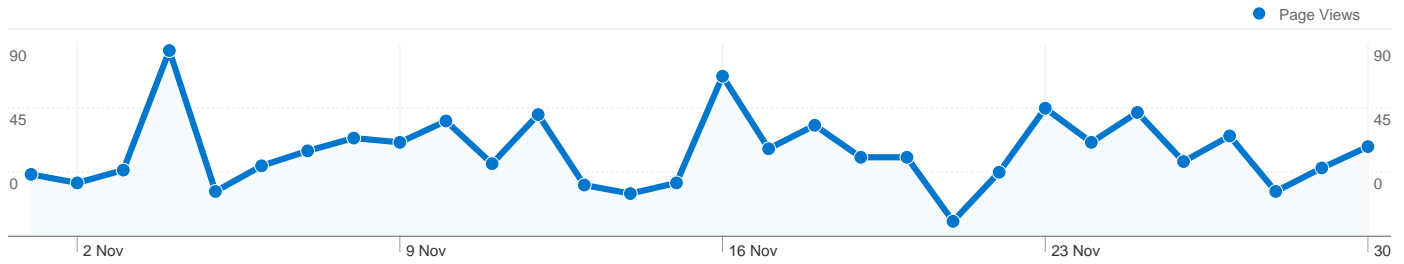


417 visits came from 12 countries/territories

Site Usage


Visits	Pages/Visit	Avg. Time on Site	% New Visits	Bounce Rate	
417 % of Site Total: 100.00%	2.85 Site Avg: 2.85 (0.00%)	00:02:09 Site Avg: 00:02:09 (0.00%)	57.55% Site Avg: 57.55% (0.00%)	36.21% Site Avg: 36.21% (0.00%)	
Country/Territory	Visits	Pages/Visit	Avg. Time on Site	% New Visits	Bounce Rate
United Kingdom	391	2.94	00:02:16	54.99%	33.25%
United States	5	1.00	00:00:00	100.00%	100.00%
(not set)	5	2.40	00:00:47	100.00%	80.00%
Germany	3	1.00	00:00:00	66.67%	100.00%
France	3	2.00	00:00:13	100.00%	33.33%
Italy	2	2.00	00:00:43	100.00%	50.00%
Canada	2	1.00	00:00:00	100.00%	100.00%
Ireland	2	1.00	00:00:00	100.00%	100.00%
Russia	1	1.00	00:00:00	100.00%	100.00%
Australia	1	1.00	00:00:00	100.00%	100.00%

1 - 10 of 12



Pages on this site were viewed a total of 1,188 times

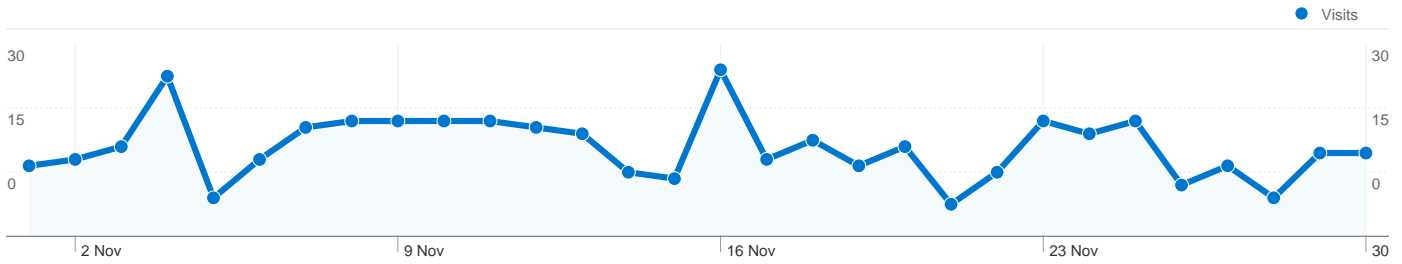
 1,188 Page Views

 909 Unique Views

 36.21% Bounce Rate

Top Content

Pages	Page Views	% Page Views
/index.html	379	31.90%
/calendar.html	167	14.06%
/gallery.html	124	10.44%
/downloads.html	101	8.50%
/news.html	92	7.74%



All traffic sources sent a total of 417 visits

18.23% Direct Traffic

14.87% Referring Sites

66.91% Search Engines



- Search Engines
279.00 (66.91%)
- Direct Traffic
76.00 (18.23%)
- Referring Sites
62.00 (14.87%)

Top Traffic Sources

Sources	Visits	% visits	Keywords	Visits	% visits
google (organic)	248	59.47%	2308atc	25	8.96%
(direct) ((none))	76	18.23%	2308	24	8.60%
yahoo (organic)	17	4.08%	2308 squadron	14	5.02%
search.bt.com (referral)	15	3.60%	air cadets cwmban	13	4.66%
bing (organic)	10	2.40%	2308 atc	11	3.94%