

Site Usage

319 Visits

34.48% Bounce Rate

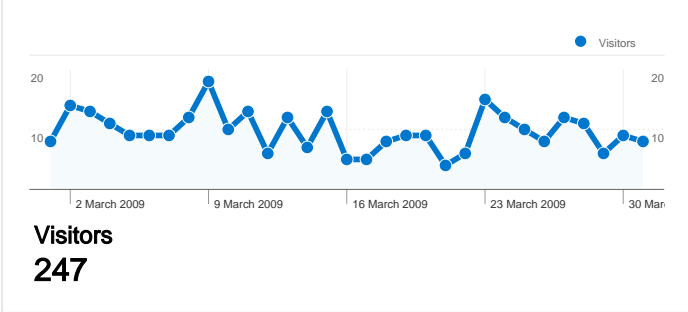
1,369 Page Views

00:02:15 Avg. Time on Site

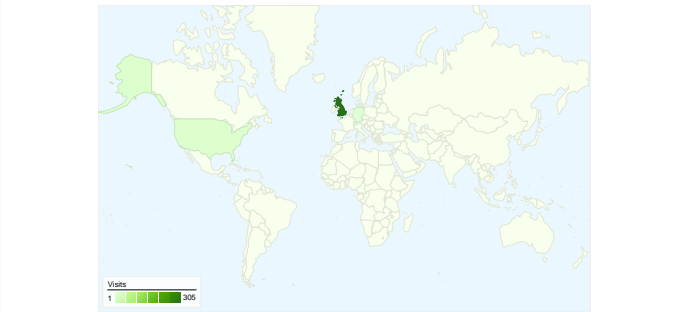
4.29 Pages/Visit

68.03% % New Visits

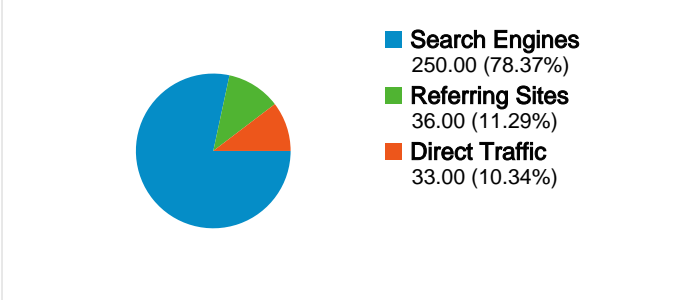
Visitors Overview



Map Overlay world

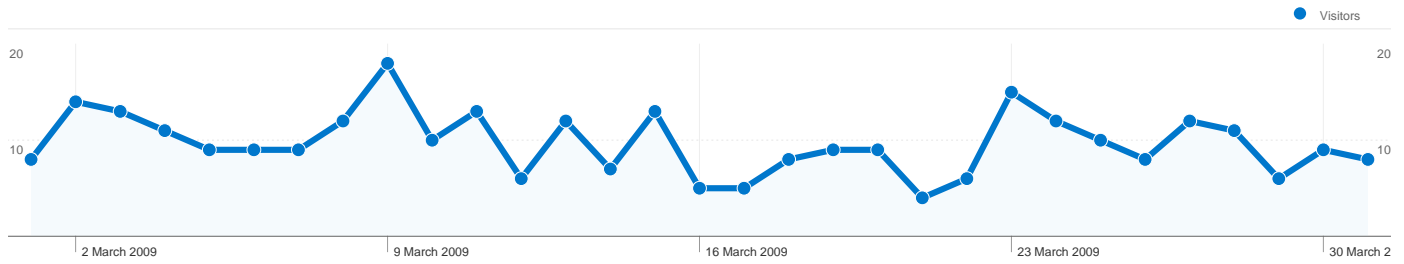


Traffic Sources Overview



Content Overview

Pages	Page Views	% Page Views
/index.html	340	24.84%
/gallery.html	120	8.77%
/downloads.html	114	8.33%
/calendar.html	113	8.25%
/squadron.html	100	7.30%



247 people visited this site

319 Visits

247 Absolute Unique Visitors

1,369 Page Views

4.29 Average Page Views

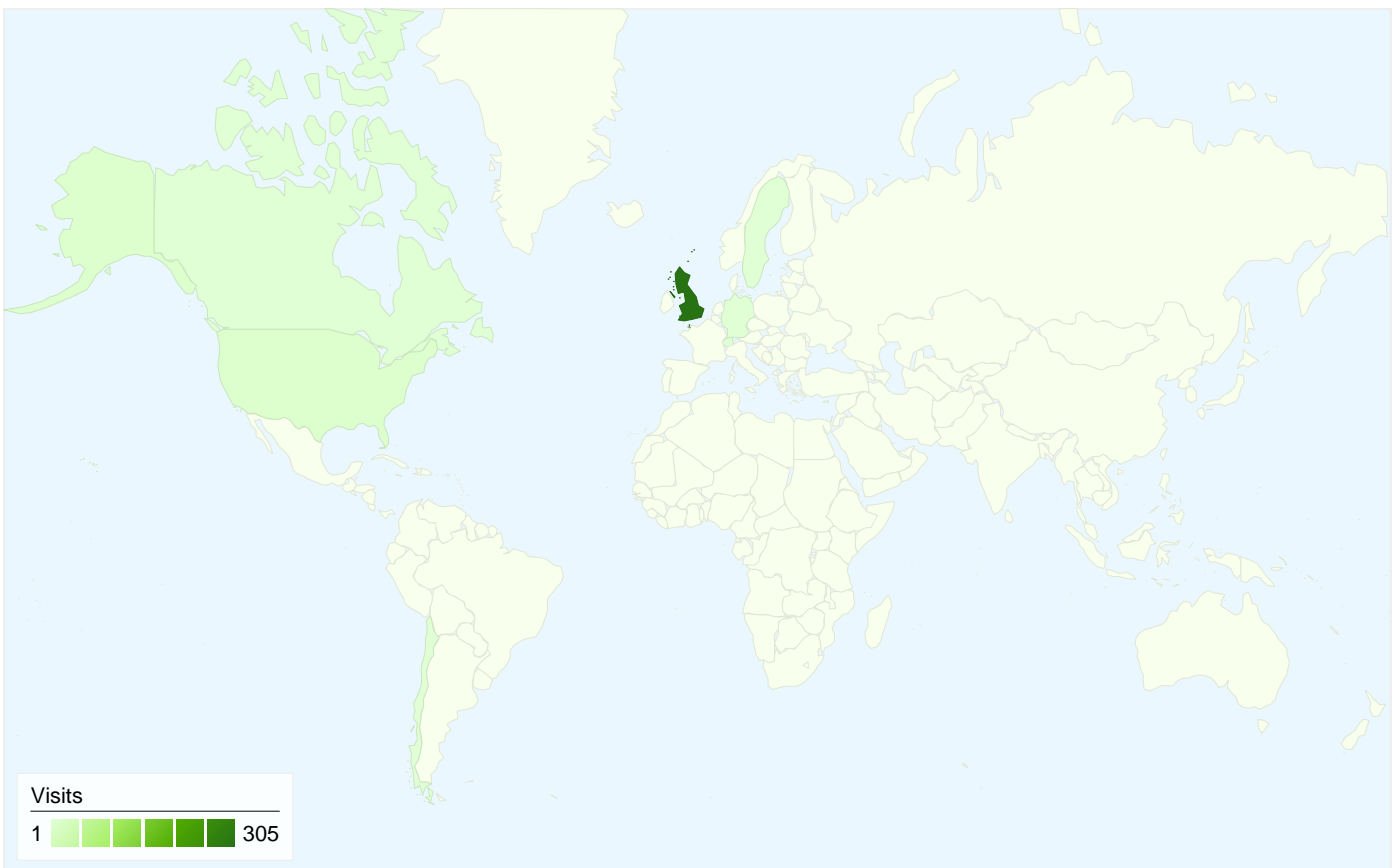
00:02:15 Time on Site

34.48% Bounce Rate

68.03% New Visits

Technical Profile

Browser	Visits	% visits	Connection Speed	Visits	% visits
Internet Explorer	232	72.73%	DSL	153	47.96%
Firefox	71	22.26%	Unknown	81	25.39%
Chrome	11	3.45%	Cable	42	13.17%
Safari	3	0.94%	T1	36	11.29%
Opera	1	0.31%	OC3	6	1.88%

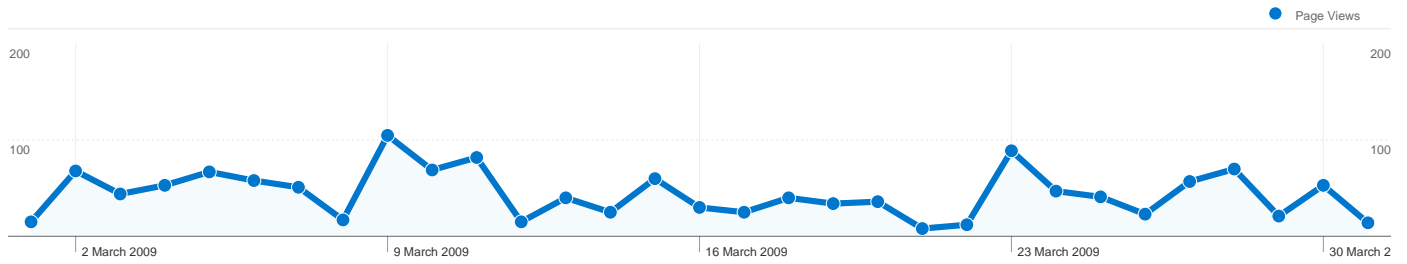


319 visits came from 9 countries/territories

Site Usage


Visits	Pages/Visit	Avg. Time on Site	% New Visits	Bounce Rate	
319 % of Site Total: 100.00%	4.29 Site Avg: 4.29 (0.00%)	00:02:15 Site Avg: 00:02:15 (0.00%)	67.71% Site Avg: 68.03% (-0.46%)	34.48% Site Avg: 34.48% (0.00%)	
Country/Territory	Visits	Pages/Visit	Avg. Time on Site	% New Visits	Bounce Rate
United Kingdom	305	4.37	00:02:19	67.21%	33.44%
United States	7	2.86	00:01:13	71.43%	57.14%
Gibraltar	1	1.00	00:00:00	100.00%	100.00%
Switzerland	1	5.00	00:02:21	100.00%	0.00%
Germany	1	4.00	00:00:17	0.00%	0.00%
Singapore	1	1.00	00:00:00	100.00%	100.00%
Canada	1	1.00	00:00:00	100.00%	100.00%
Sweden	1	3.00	00:00:17	100.00%	0.00%
Chile	1	1.00	00:00:00	100.00%	100.00%

1 - 9 of 9



Pages on this site were viewed a total of 1,369 times

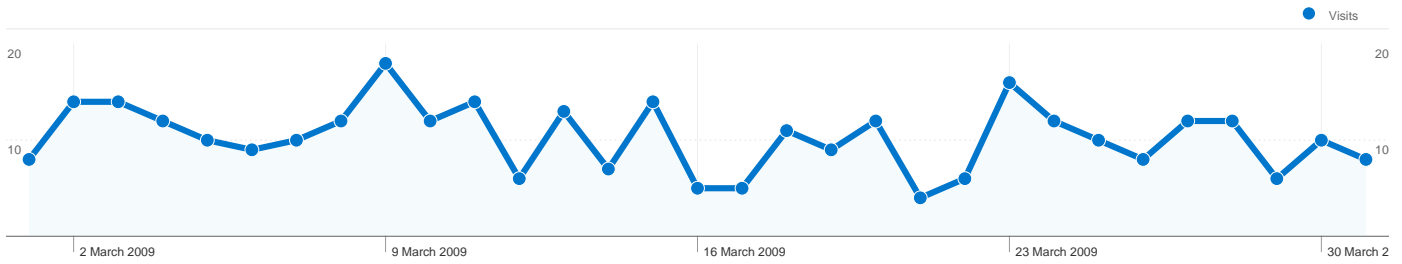
 1,369 Page Views

 993 Unique Views




 34.48% Bounce Rate

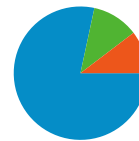
Top Content

Pages	Page Views	% Page Views
/index.html	340	24.84%
/gallery.html	120	8.77%
/downloads.html	114	8.33%
/calendar.html	113	8.25%
/squadron.html	100	7.30%



All traffic sources sent a total of 319 visits

-  10.34% Direct Traffic
-  11.29% Referring Sites
-  78.37% Search Engines



- Search Engines
250.00 (78.37%)
- Referring Sites
36.00 (11.29%)
- Direct Traffic
33.00 (10.34%)

Top Traffic Sources

Sources	Visits	% visits	Keywords	Visits	% visits
google (organic)	146	45.77%	(content targeting)	66	26.40%
google (cpc)	84	26.33%	2308	16	6.40%
(direct) ((none))	33	10.34%	air cadets	11	4.40%
yahoo (organic)	9	2.82%	2308 atc	10	4.00%
live (organic)	7	2.19%	cwmbram air codets	10	4.00%